


Player Ratings



1	36	0	0						
2	38	0	0						
	0	24	19	16	13	11	8	5	
	0	20	18	15	14	12	9	7	0
	0	17	17	16	15	13	10	7	
	0	18	17	16	14	12	10	7	0
	0	13	14	15	15	14	12	8	
	0	4	6	8	11	13	15	17	
		4	6	8	11	13	15	16	0
		1	2	3	4	7	10	14	1
		0	0	1	2	3	5	9	15
		0	0	1	1	2	4	7	1
		0	0	0	0	1	2		
					0	0			



Premier League 2018-2019

1)	Manchester City	27	21	2	4	+74	-20	65
2)	Liverpool	26	20	5	1	+59	-15	65
3)	Tottenham Hotspur	26	20	0	6	+54	-25	60
4)	Manchester United	26	15	6	5	+52	-35	51
5)	Arsenal	26	15	5	6	+53	-37	50
6)	Chelsea	26	15	5	6	+45	-29	50
7)	Wolverhampton Wanderers	26	11	6	9	+34	-33	39
8)	Watford	26	10	7	9	+34	-34	37
9)	Everton	27	9	6	12	+36	-39	33
10)	West Ham United	26	9	6	11	+32	-39	33
11)	AFC Bournemouth	26	10	3	13	+37	-47	33
12)	Leicester City	26	9	5	12	+31	-34	32
13)	Crystal Palace	26	7	6	13	+27	-34	27
14)	Brighton Hove Albion	26	7	6	13	+28	-39	27
15)	Burnley	26	7	6	13	+29	-47	27
16)	Newcastle United	26	6	7	13	+22	-34	25
17)	Cardiff City	26	7	4	15	+24	-47	25
18)	Southampton	26	5	9	12	+28	-44	24
19)	Fulham	26	4	5	17	+25	-58	17
20)	Huddersfield Town	26	2	5	19	+14	-48	11

Football Player Ratings, 2019, by Lars Magnus Hvattum. Flag icons from www.icondrawer.com.

Premier League 2018-2019

10th of August 2018

			1	2	3	4	5	6	7	8	9	10	11	12	13	14	15	16	17	18	19	20	
1) Manchester City	85.3	1.9	51	25	13	7	3	1	0														
2) Liverpool	81.2	2.6	25	28	21	14	8	4	0	0													
3) Chelsea	76.8	3.5	10	18	22	22	17	10	1	0	0												
4) Tottenham Hotspur	75.5	3.9	7	14	20	22	21	13	2	0	0	0	0										
5) Manchester United	73.8	4.2	5	11	16	22	24	18	3	1	0	0	0										
6) Arsenal	68.7	5.3	1	4	8	13	23	38	9	3	1	0	0	0	0	0	0						
7) Everton	53.6	8.8			0	0	2	7	28	21	13	9	6	4	3	2	1	1	1	0	0	0	
8) Leicester City	52.5	9.1		0	0	0	1	5	25	20	14	10	7	5	4	3	2	2	1	0	0	0	
9) Fulham	45.3	12.0				0	0	1	6	9	11	11	11	10	9	8	7	6	5	4	2	1	
10) Crystal Palace	44.8	12.2				0	0	1	5	9	10	10	11	10	10	8	7	7	6	4	2	1	
11) Burnley	43.5	12.8			0		0	1	4	7	9	9	10	9	9	9	8	8	7	5	4	1	
12) Newcastle United	43.1	13.0				0	0	0	4	6	8	9	9	10	9	9	9	8	7	6	4	1	
13) Brighton Hove Albion	42.3	13.4					0	0	3	5	7	8	8	9	9	10	9	9	8	7	4	2	
14) Southampton	42.2	13.4						0	3	5	7	8	9	9	9	10	9	8	7	5	2		
15) Watford	41.6	13.7						0	2	4	6	7	8	9	9	10	10	9	9	8	5	2	
16) Wolverhampton Wanderers	41.5	13.7							2	4	6	7	8	9	9	10	9	9	8	5	3		
17) West Ham United	40.0	14.4							1	3	5	6	7	8	8	9	10	10	11	10	7	4	
18) AFC Bournemouth	38.0	15.4							0	1	2	3	4	5	6	7	8	9	11	13	14	11	6
19) Huddersfield Town	30.7	18.1								0	0	0	1	1	1	2	3	4	6	9	14	26	32
20) Cardiff City	28.8	18.6									0	0	0	0	1	1	2	3	4	7	12	24	45

88.6 83.0 78.8 75.1 71.0 65.8 58.2 53.8 50.8 48.4 46.4 44.6 42.9 41.2 39.5 37.6 35.6 33.1 29.8 24.8

Football Player Ratings, 2019, by Lars Magnus Hvattum. Flag icons from www.icondrawer.com.

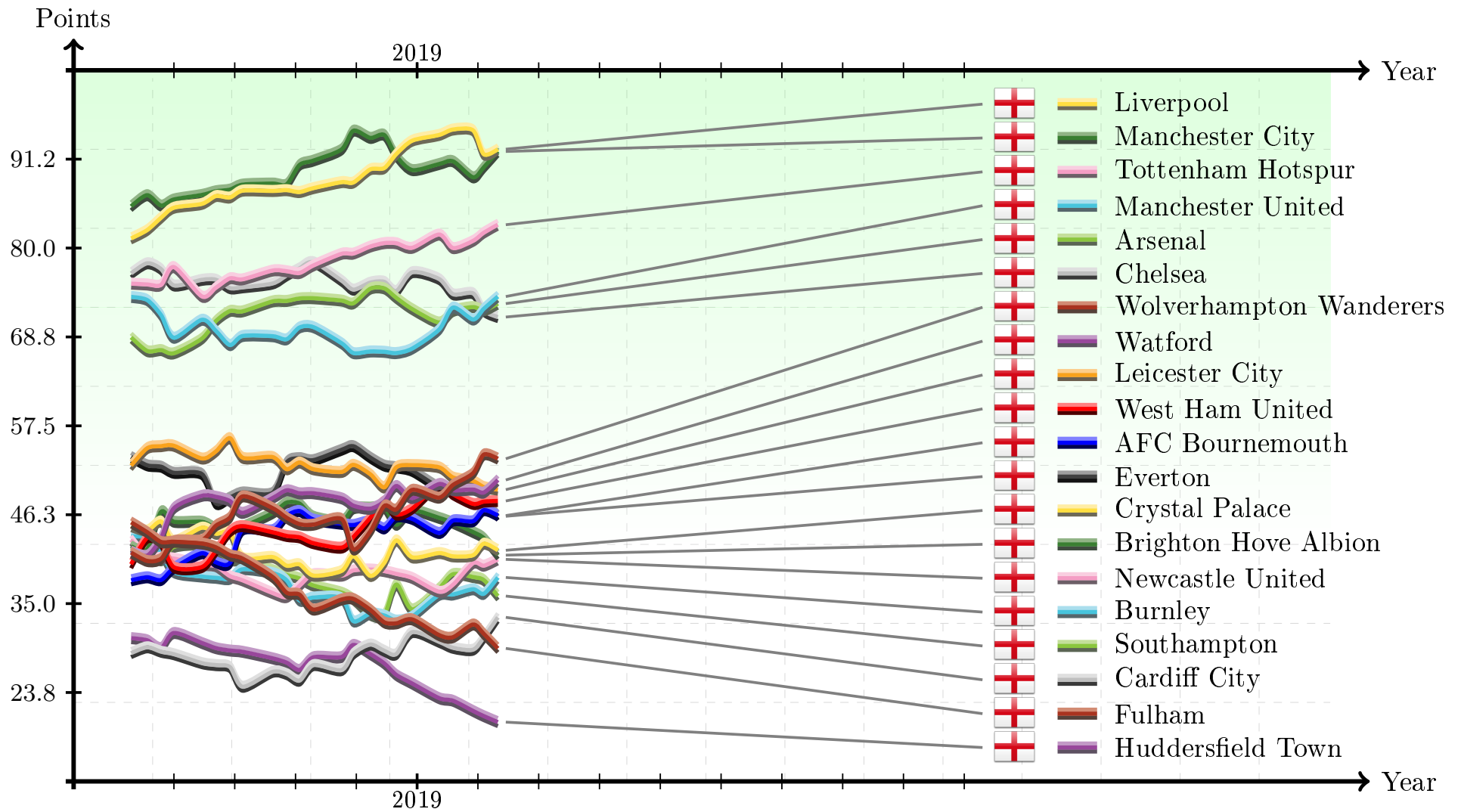
Premier League 2018-2019

11th of February 2019

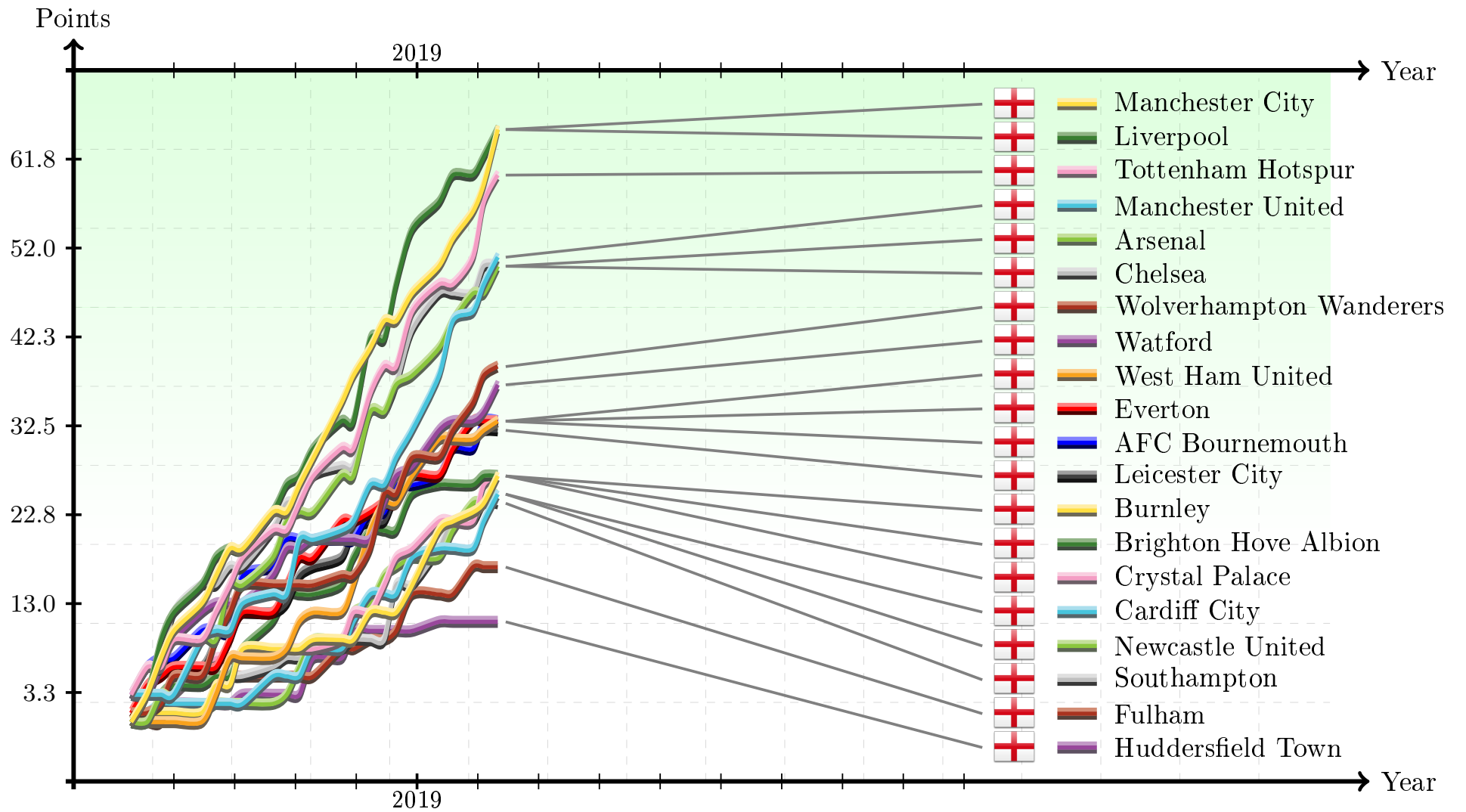
			1	2	3	4	5	6	7	8	9	10	11	12	13	14	15	16	17	18	19	20	
1) Manchester City	92.2	1.5	51	46	3	0																	
2) Liverpool	92.5	1.6	48	48	4	0																	
3) Tottenham Hotspur	82.9	3.1	1	6	83	8	2	0															
4) Manchester United	73.9	4.7		0	5	41	31	23	0														
5) Arsenal	73.0	4.9			4	32	35	29	0														
6) Chelsea	71.3	5.3			2	18	32	48	0														
7) Wolverhampton Wanderers	53.3	8.1					0	0	46	24	14	8	4	2	1	0	0						
8) Watford	50.7	9.0						0	22	23	20	15	10	6	3	1	0	0					
9) Leicester City	49.4	9.5						0	16	21	19	15	11	8	5	3	1	0	0				
10) West Ham United	48.0	10.4							8	13	17	18	16	13	8	5	2	1	0	0			
11) AFC Bournemouth	46.2	11.4							3	7	11	14	16	17	14	10	5	3	1	0	0		
12) Everton	46.1	11.2							4	8	12	16	17	16	13	8	5	2	0	0			
13) Crystal Palace	41.8	13.4							0	1	3	5	9	12	17	18	15	11	6	2	0		
14) Brighton Hove Albion	41.2	13.9							0	1	2	4	7	10	16	19	19	13	7	3	0		
15) Newcastle United	40.6	14.1							0	1	2	4	6	9	13	17	18	15	9	4	1		
16) Burnley	38.3	15.5							0	0	0	1	2	4	7	12	18	24	20	10	2		
17) Southampton	36.0	16.4								0	0	0	1	2	3	7	12	20	29	19	6	0	
18) Cardiff City	33.3	17.6									0	0	0	1	2	4	9	20	42	21	0		
19) Fulham	29.4	18.6										0	0	0	0	1	3	7	20	64	5		
20) Huddersfield Town	20.0	19.9															0	0	0	5	94		

94.3 90.6 83.0 76.2 72.7 68.9 55.5 52.2 50.0 48.1 46.4 44.7 43.0 41.2 39.4 37.4 35.2 32.5 28.4 19.9

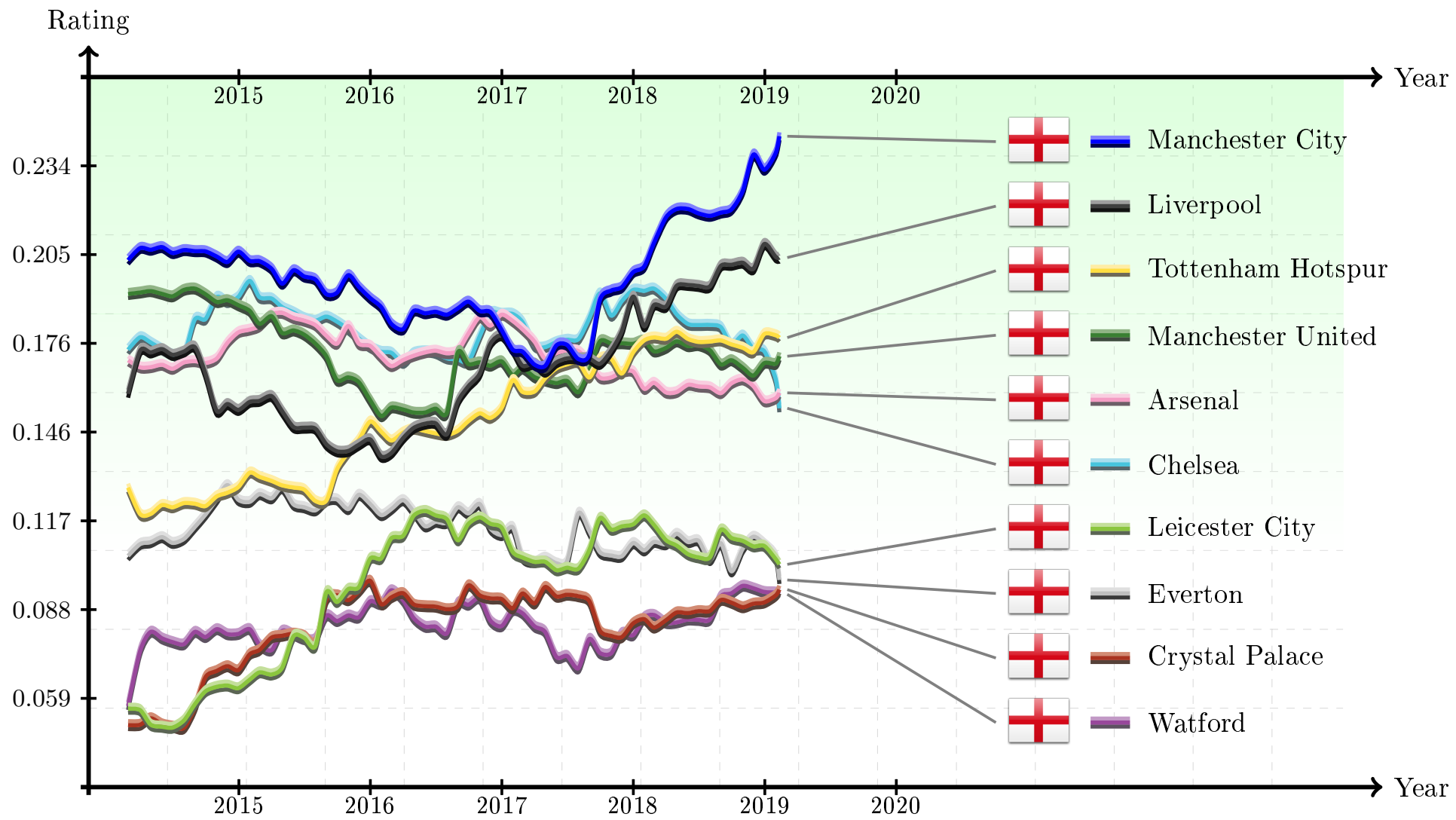
Football Player Ratings, 2019, by Lars Magnus Hvattum. Flag icons from www.icondrawer.com.



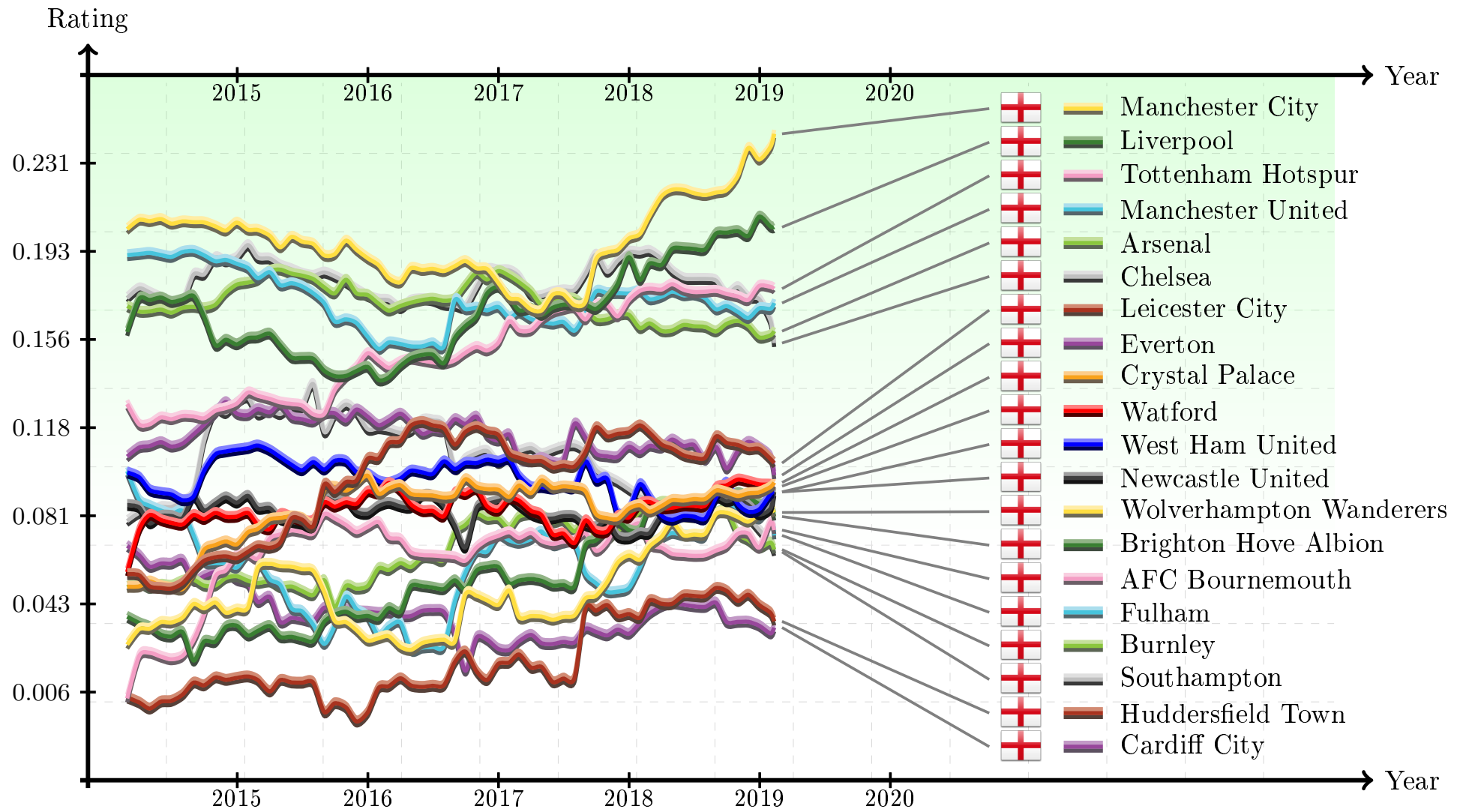
Football Player Ratings, 2019, by Lars Magnus Hvattum. Flag icon from www.icondrawer.com.













Football Player Ratings, 2019, by Lars Magnus Hvattum. Flag icon from www.icondrawer.com.













Football Player Ratings, 2019, by Lars Magnus Hvattum. Flag icon from www.icondrawer.com.













Football Player Ratings, 2019, by Lars Magnus Hvattum. Flag icon from www.icondrawer.com.

1	Sadio Mané	26		F	Liverpool	23109	0.298	0.291
2	Mohamed Salah	26		F	Liverpool	21722	0.278	0.272
3	Bernardo Silva	24		MF	Manchester City	16541	0.275	0.270
4	Kyle Andrew Walker	28		D	Manchester City	33657	0.279	0.264
5	Georginio Wijnaldum	28		MF	Liverpool	33324	0.269	0.259
6	Ederson	25		G	Manchester City	14516	0.259	0.254
7	Leroy Sané	23		MF	Manchester City	12105	0.263	0.249
8	Danilo	27		DM	Manchester City	18248	0.254	0.246
9	Nicolás Otamendi	30		D	Manchester City	31982	0.296	0.244
10	Mesut Özil	30		MF	Arsenal	40420	0.279	0.244

Football Player Ratings, 2019, by Lars Magnus Hvattum. Flag icons from www.icondrawer.com.

11	Heung-Min Son	26		F	Tottenham Hotspur	22294	0.248	0.243
12	Toby Alderweireld	29		D	Tottenham Hotspur	33841	0.269	0.242
13	Raheem Sterling	24		MF	Manchester City	22964	0.239	0.237
14	David Silva	33		M	Manchester City	45998	0.332	0.236
15	Kevin de Bruyne	27		MF	Manchester City	31388	0.244	0.235
16	Gabriel Jesus	21		F	Manchester City	5947	0.258	0.233
17	Christian Eriksen	26		M	Tottenham Hotspur	35144	0.239	0.231
18	Pedro	31		F	Chelsea	26926	0.283	0.226
19	Kun Agüero	30		F	Manchester City	40431	0.270	0.226
20	Ilkay Gündogan	28		M	Manchester City	19991	0.234	0.223

Football Player Ratings, 2019, by Lars Magnus Hvattum. Flag icons from www.icondrawer.com.

1	Sadio Mané	26		F	Liverpool	23109	0.298	0.291
2	Mohamed Salah	26		F	Liverpool	21722	0.278	0.272
5	Georginio Wijnaldum	28		MF	Liverpool	33324	0.269	0.259
23	Dejan Lovren	29		D	Liverpool	29333	0.239	0.216
24	Jordan Henderson	28		M	Liverpool	33004	0.227	0.213
26	Roberto Firmino	27		MF	Liverpool	24607	0.216	0.207
29	Alisson	26		G	Liverpool	10467	0.206	0.204
32	Fabinho	25		D	Liverpool	21498	0.207	0.199
35	Andrew Robertson	24		DM	Liverpool	19231	0.202	0.193
38	Daniel Sturridge	29		F	Liverpool	16248	0.211	0.189

Football Player Ratings, 2019, by Lars Magnus Hvattum. Flag icons from www.icondrawer.com.